

# My INS implementation steps

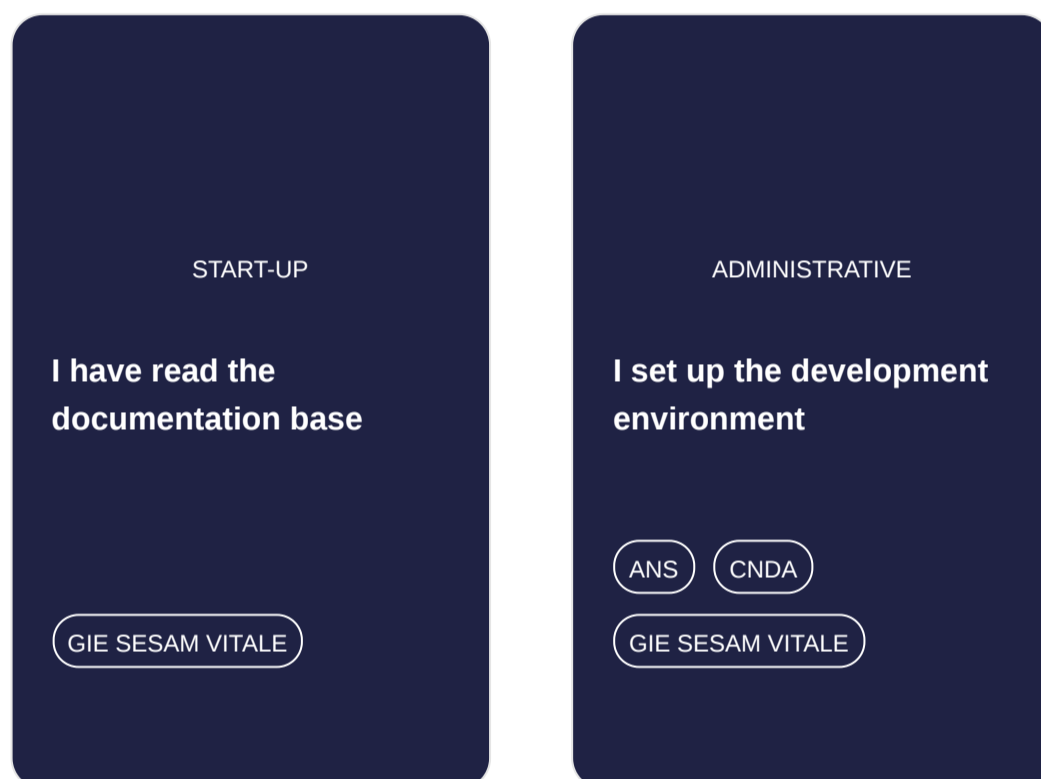
## My software is not an identity repository

he is the recipient of health data referenced with the INS from the same or a different identification domain

You will find below a summary of the actions to take, the players to contact, tips and tricks to best prepare your steps, as well as all the useful documentation and resources.

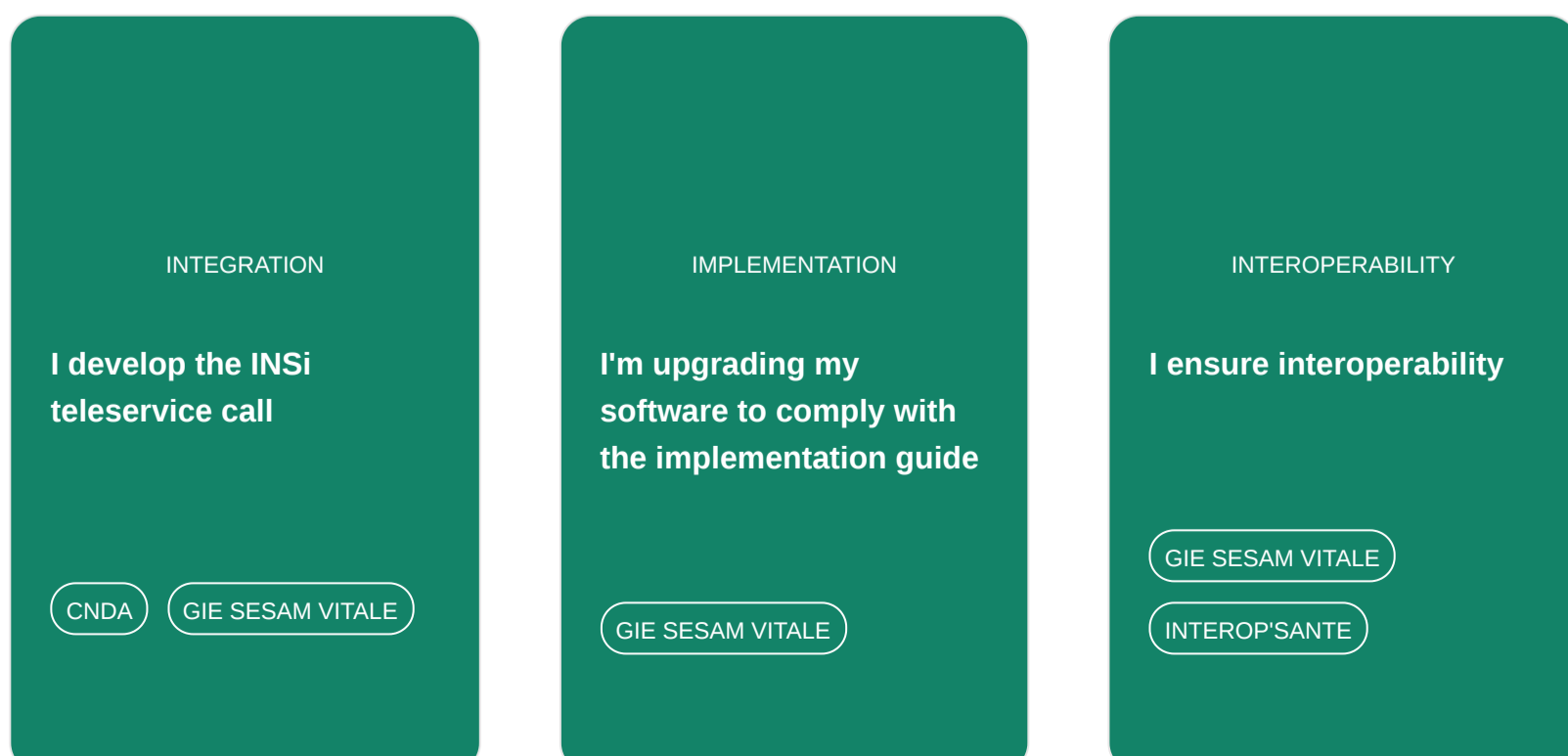
## Preparatory phase

Familiarize yourself with the base documentation and prepare the environment for development.



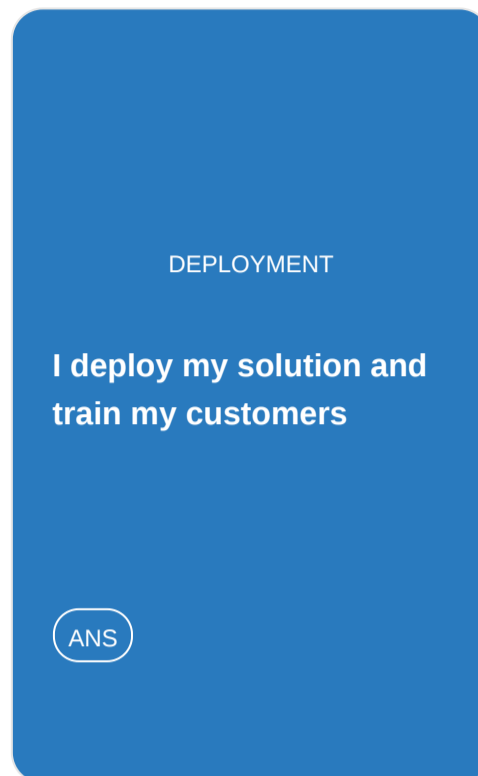
## Development phase

To save time, we recommend that you carry out the various steps in parallel.



## Deployment phase

Deploy your INS-compatible solution once it has been authorized by the CNDA (for the solutions concerned) and complies with the implementation guide.



## Our time-saving tips

This part only concerns publishers who need to develop the INSi teleservice call.



### CPx name cards and software certificates

- To access the INSi teleservice, your customers must have a nominative CPx card (CPS, CPF or CPE) or software certificates.
- Please note: non-nominative CPx cards will not work. Be sure to inform your customers of this as soon as possible, so that they can order nominative CPx cards from ANS if necessary.
- Procedures for ordering these products (CPx card and/or server certificate) are available on [the ANS website](#).

### Test CPx cards and test certificates

- Don't have any test CPx cards and/or test certificates? Order them as soon as possible from ANS by following [the procedure](#) at your disposal.
- Do you already have test CPx cards or test certificates? Please note that they are valid for 3 years. If these products are about to expire, don't wait to order new ones on the ANS website.



## Points of attention

### Software compliance

- As part of the [Séjour](#), the publishers concerned must become referenced in order to guarantee that their software complies with the INS and identitovigilance management rules listed in the referencing specification files (DSR).

### Don't confuse authorization with compliance

- Beware, for software concerned by the integration of the INSi teleservice, once authorized by the CNDA, your solution will be able to call the INSi teleservice, but it will not necessarily comply with the requirements of the implementation guide produced by the ANS. In fact, CNDA authorization does not cover the implementation guide.
- Thus, you will also need to ensure that your software complies with the implementation guide before deploying your solution to your customers. This compliance will be verified as part of the Séjour referencing process (for relevant publishers).

### A prerequisite for integrating Mon espace santé and feeding the DMP

- The implementation of INS will be a prerequisite for integrating Mon espace santé on January 1, 2022.
- A qualified INS will be required to feed the DMP.

# I have read the documentation base

## 01.download the base documentation

ADMINISTRATIVE **GIE SESAM VITALE**

PRESENTATION

### Understanding how INS works

Support and a [video](#) to understand the basic operation of INS and the key requirements of identitovigilance

[ANS\\_L'INS en quelques mots\\_VF.pdf - 1.61 MiB](#)

### Regulatory and legal framework

The set of security measures that frame the referencing of health data with INS.

[Download the INS reference guide](#)

[Previous](#)

[Next](#)

## I set up the development environment

As software that is not an identity repository, I am not concerned by the INSi teleservice recovery operation. I retrieve the technical documentation relating to the verification operation from my industrial space on the GIE SESAM-Vitale website. I sign a contract with CNDA for access to the test environments. I order my test CPx cards or test certificates from ANS

### Prerequisites

You must have downloaded and consulted the base documentation

### Our advice

- Order your test CPx cards or test certificates as soon as possible, as lead times can be long.
- If you already have an account on the GIE SESAM-Vitale industrial space, download the documentation relating to the INSi teleservice directly.
- If you have already contracted with CNDA, connect directly to your personal space and sign the INSi teleservice contractual conditions.

## Point of vigilance

You are not concerned by this step if:

- Your software receives health data referenced with INS only from your identification domain (your software does not receive health data referenced with INS from another identification domain)

OR

- Your software stores healthcare data .... (example: regional PACS)

## 02. Download GIE SESAM-Vitale technical documentation

GIE SESAM-Vitale supports software publishers in developing their solutions and integrating the INSi teleservice.

On GIE SESAM-Vitale's industrial space, you can retrieve all the technical documentation for developing the INSi teleservice call.

## Download technical documentation on GIE SESAM-Vitale's industrial space

- You will find on your space the INSi package allowing to develop the call to the INSi teleservice, as well as the TLSi common documents including the Interoperability Framework in force.

Login

## I don't have an account on the GIE SESAM-Vitale industrial space yet?

Delay

3 days to open an account

**Important:** This access request requires the involvement of the legal representative or a delegation of authority on his or her part.

Create an account

## Need help?

Are you a new publisher wishing to make yourself known to GIE SESAM-Vitale's Industrial Relations department?

Contact [relations-industriels@sesam-vitale.fr](mailto:relations-industriels@sesam-vitale.fr)

ADMINISTRATIVE

CNDA

## 03. I contract with the CNDA, and access my account

The CNDA is the Centre National de Dépôt et d'Agrément.

This organization authorizes your software to use the teleservices implemented by Assurance Maladie, including the INSi teleservice.

## I sign the special condition with the CNDA

- Signing this condition enables the publisher to access the deliverables required for the compliance request and to receive the test components (Vitale cards).

I contract

## I don't have an account on the CNDA personal space yet?

**Delay** 5 days to open an account

**Important:** This access request requires the involvement of the legal representative or a delegation of authority on his or her part.

[Create an account](#)

## When I open my account, I retrieve my test data

- The CNDA will send you the LPS authorization number to access the publisher test environment.
- You will receive the test set of Vitale cards if Vitale card reading is to be implemented at your customers.

**Important:** CNDA will not issue you test CPx cards **or test certificates**. If you don't already have test cards **or test certificates**, or these **last** expire, you'll need to order some from the CNDA. **To do this, consult the procedure for ordering these test products.**

[Login](#)

[Ordering test products](#)

## I download the test package on my CNDA personal space

- You will find on your download area the latest version of the INSi package allowing you to run the INSi teleservice call tests in order to obtain authorization for your software.

## Need help?

If you have any difficulties, you can send your questions to [CNDA by email](#)

**04. I'm equipping myself to develop the INSi teleservice call**

ADMINISTRATIVE

ANS

CNDA

GIE SESAM VITALE

This organization issues test CPx cards and test certificates.



## CPx test cards and test certificates

Test CPx cards and test certificates should be ordered as soon as possible from ANS. To do so, follow the detailed procedure on the ANS website.

Depending on your requirements, you can order test CPx cards only, test certificates only, or both.

**Important: if you already have test CPx cards and test certificates, check their validity. These products expire after three years.**

If I don't have test CPx cards and/or test certificates, I order them from ANS

[I order from ANS](#)



## PC/SC card reader

*Valid only if you develop the CPx card authentication modality*

The PC/SC card reader can be ordered from any reseller.

If you do teletransmission, your SESAM-Vitale reader (bi-slot) is also suitable.

## Need help?

If you have any difficulties ordering test CPx cards and/or test certificates, please address your questions to [l'ANS](#).

[Previous](#)

[Next](#)



## I develop the INSi teleservice call

As a reminder, as a non-identity repository software, I'm not involved in the INSi teleservice recovery operation.

At the same time as I'm developing, I'm filling in the CNDA acceptance file. Once development is complete, my file will be verified, and then my software will be tested by the CNDA to authorize it to use the INSi teleservice

### Prerequisites

- You must have an account on the GIE SESAM-Vitale industrial space and have downloaded the technical documentation.
- You must have signed a contract with CNDA.
- You must have the necessary equipment to carry out the tests.

### Our advice

- To obtain your authorization, follow the CNDA compliance testing guide to the letter

## Point of vigilance

You are not concerned by this step if:

- Your software receives health data referenced with INS only from your identification domain (your software does not receive health data referenced with INS from another identification domain)

OR

- Your software stores healthcare data .... (example: regional PACS)

## 05. I develop the INSi teleservice call

GIE SESAM-Vitale is in charge of technical support for component integration and function call programming

TECHNICAL

CNDA

GIE SESAM VITALE

### What I have to do

- Your software development is to be carried out on the basis of the reference documents you have

The CNDA is in charge of technical support on test execution and results

downloaded from the GIE SESAM-Vitale industrial space.

- The CNDA test environments and guides will enable you to validate the development of each feature and build up the acceptance file for your software.
- This constituted file will be attached to your request for authorization from the CNDA. After analyzing your file, the CNDA will organize a test session to grant you authorization.

**Important:** To make it easier to obtain your CNDA authorization, follow the CNDA compliance testing guide to the letter.

### To help you, go to your industrial area

- View the replay of the webinars "INSi teleservice development training" and "Developing mutual TLS authentication by software certificate for INSi"
- Consult the support and Q&A summary
- Consult the AMO teleservices integration support page (training and support materials for the integration of integrated health insurance teleservices).

Login

### Need help?

The GIE SESAM-Vitale provides support via [mail](#) or telephone. CNDA provides support via Helpdesk accessible via [your personal space](#).

**If you need to contact the GIE SESAM-Vitale service center** for problems related to the integration of the INSi teleservice, please remember to provide the following inputs to facilitate analysis:

- context,
- environment (production or test)
- traces (Request/Response in xml preferred)

TECHNICAL **CNDA**

## 06. I obtain authorization from the CNDA

The CNDA is the Centre National de Dépôt et d'Agrément.

### I submit my recipe file on the CNDA website

Delay

If your application is deemed admissible, you will receive your appointment date, usually within

This organization authorizes your software to use the teleservices implemented by Assurance Maladie, including the INSi teleservice.

two weeks.

- Submit your recipe file via your personal space on the CNDA website.
- On receipt, the CNDA will give you a provisional date for the end of processing of your file.
- If the file is deemed admissible, you will then be notified of an examination date based on the CNDA's initial availability.
- If the file is not deemed admissible, a report will be sent to you so that you can submit a corrective file until it is deemed admissible.

Login

### I take the tests to obtain CNDA authorization

- The CNDA will carry out the tests remotely from a Teamviewer session on the publisher's workstation. The duration of a test session varies from half a day to one day (depending on the functionalities retained by the software)
- These tests are carried out on the full basis of the test guide issued by the CNDA.
- To validate a session it is necessary for all tests to be passed without requiring any software modification.

### I am authorized by the CNDA

- Being CNDA authorized means that your solution is able to call the INSi teleservice.
- Once authorized, CNDA will issue you the production authorization number to be integrated into the "LPS context" of each request.
- Your solution will be referenced on the CNDA website and included in the GIE SESAM-Vitale product catalog

**Important:** This authorization does not cover the requirements of the implementation guide produced by the ANS, which you must also comply with.

### Need help?

If you have any difficulties, you can send your questions to [CNDA](#)

[Previous](#)

[Next](#)

# I'm upgrading my software to comply with the implementation guide

In parallel with developments and the CNDA authorization procedure (if I'm concerned), I'm upgrading my software so that it complies with the requirements of the INS software implementation guide. The INS component of Ségur's referencing specification files (DSR) is, moreover, based on these requirements.

## 07. I upgrade my software to implement INS

As non-identity repository software, you must comply with the implementation guide requirements tagged as "valid for all software."

TECHNICAL [GIE SESAM VITALE](#)

### The National Identity Vigilance Repository (RNIV)

This standard lists the minimum requirements for user identification that all players in the healthcare ecosystem must comply with.

[Consult the National Identity Vigilance Repository \(RNIV\)](#)

### Technical specifications for INS datamatrix

The INS datamatrix must be printed on physical media containing health data referenced with the INS.

[Download the Datamatrix specification](#)

### Implementation guide

This guide, drawn up by the ANS, sets out for publishers the rules defined in the INS repository and in the RNIV.

[Download the INS implementation guide](#)

## What you need to know

- The INS repository, the national identitovigilance repository and the implementation guide were made enforceable with the order of May 27, 2021 approving the modifications made to the "National Health Identifier"

repository.

[Consult the order of May 27, 2021](#)

- For Segur referencing, INS requirements in DSRs correspond to

[Consult the Ségur Numérique referencing and financing guided path](#)



### Take part in the editors' webinars or watch the replay

The webinar "Publishers - deploy the National Health Identity with your customers"

[See the replay](#)

## Documentation

- Consult the [FAQ editors](#)
- Rely on the [business test scenarios](#) to ensure you meet the requirements of the implementation guide
- To help you with your work in connection with Segur referencing, you can draw on the [test sets](#) and the [step-by-step file](#) from ANS.
- Consult the [INS page](#) dedicated to publishers

## Feedback

Watch the [replay](#) of the "Actu #INS" program and discover feedback from the first publishers to deploy INS at their customers' sites.

### Need help?

If you have any questions, please contact [GIE SESAM-Vitale by email](#)

Previous

Next

# I ensure interoperability

I ensure the evolution of all exchange standards likely to carry the INS.

## 08. Exchange standards

TECHNICAL

GIE SESAM VITALE

INTEROP'SANTE

TECHNICAL

### Interoperability standards

Refer to the interoperability standards described in Appendix INS of the CI-SIS. This appendix also lists the standards maintained by Interop'Santé.

[ANS\\_CISIS-TEC\\_ANNEXE-INS\\_1.2\\_0\\_0\\_0\\_0.pdf - 1.32 MiB](#)

### Need help?

If you have any questions, please contact Interop'Santé or [GIE SESAM-Vitale](#)

[Previous](#)[Next](#)



## I deploy my solution and train my customers

I train my customers through user clubs, webinars, short videos, documentation,... Below you'll find all the resources to help you and your customers in the deployment phase.

### Prerequisites

- Your software complies with the implementation guide produced by ANS
- You must have been authorized by the CNDA (if concerned)
- You ensure interoperability

### Our advice

- This is the final step in your INS guided journey: explain to your customers the evolutions brought about by INS, the benefits and interest, ...

## 09. I provide my customers with information and documentation

Make sure your customers are familiar with the project's structuring documents

BUSINESS **ANS**

PRESENTATION

### Understanding how INS works

Support and a [video](#) to understand the basic operation of INS and the key requirements of identitovigilance

[ANS\\_L'INS en quelques mots\\_VF.pdf - 1.61 MiB](#)

### Regulatory and legal framework

The set of security measures that frame the referencing of health data with INS.

[Download the INS reference](#)

**INS webinars for healthcare facilities**



Understanding and implementing the National Health Identity in healthcare facilities

[See the replay](#)



### INS webinars for medical-social facilities

Understanding and implementing the National Health Identity in medico-social structures

[See the replay](#)

## Documentation

- The self-assessment questionnaire, to carry out an organizational, identity-vigilance and information system inventory of the structure, and have an action plan.
  - The questionnaire exists in a "[Healthcare facility](#)," version.
  - The questionnaire also exists in a "[EHPAD](#)" version, in a "[ESMS](#)" version for people with disabilities and in a "[PMI](#)" version for maternal and child protection
- The [guide d'accompagnement](#) à la mise en œuvre de l'INS, pour prendre connaissance des actions à mener.
- The [video testimonials](#), which compile feedback from the first structures to deploy INS.
- The [INS and identitovigilance communication and practical sheets](#) produced by the network of regional identitovigilance referents (3RIV). In particular, you will find a practical sheet explaining the procedure to follow in the event of discrepancies between the identity returned by the INSi teleservice and the identity recorded on the identity document.
- The [business test scenarios](#), which the structure can use to ensure that its software complies with the implementation guide.
- The [INS page](#)
- The [liste des référents régionaux en identitovigilance](#), to contact with any questions about INS and identitovigilance.
- The list of [CNDA authorized software](#).
- [La liste des logiciels référencés Ségur](#)

[Previous](#)

**You have completed your course**

**You are aware of all the steps involved in implementing INS.**